



Horticulture

ORIGINAL ARTICLE

Pre-storage calcium salts treatment maintained postharvest quality and bioactive compounds of fresh jujube fruit

Farid Moradinezhad^{1*}, Mehdi Ghesmati¹, Mehdi Khayat¹

¹Department of Horticultural Science, University of Birjand, Birjand, Iran

ARTICLE INFORMATION

Article History

Submitted: 26 Apr 2019

Revised: 10 May 2019

Accepted: 19 May 2019

First online: 10 Jul 2019

Academic Editor

Mohammad Golam Mostofa
mostofa@bsmrau.edu.bd

*Corresponding Author

Farid Moradinezhad
fmoradinezhad@birjand.ac.ir



ABSTRACT

Jujube fruit is quickly damaged and it has a short shelf life in ambient temperature mainly due to senescence and flesh browning. The effects of postharvest calcium salts on quality attributes and physico-chemical characteristics of fresh jujube fruit were investigated with four replications. Fresh jujube fruits at crisp mature (whitish red) stage were picked from a local commercial jujube orchard during early in August in Birjand. Uniform fruits were then selected and immersed in solutions of different calcium sources (calcium chloride, calcium nitrate and calcium sulfate) at two concentrations (0.5 and 1%) or distilled water as control for 5 minutes, air-dried and then stored in cold storage for 50 days. The physico-chemical and sensory quality attributes of fresh fruit were evaluated at the end of storage time. The results showed that weight loss and pH was not influenced by the calcium salt solutions, whereas immersion of jujube fruits in different concentrations of calcium salts had a significant effect on the firmness of the fruit tissue. Calcium salts treatment significantly reduced fruit decay and shrinkage. In addition, postharvest dipping in calcium chloride and calcium nitrate solutions preserved nutritional value (ascorbic acid and total phenolic content) and maintained the sensory quality of fresh jujube fruit. Postharvest calcium salts application preserved the bioactive compounds, quality and improve the overall acceptability of jujube fruit, especially at a concentration of 1% of both salts. However, to determine the proper concentration of calcium salts and the time of dipping treatment for practical applications further studies are required.

Keywords: Ascorbic acid, calcium chloride, calcium nitrate, calcium sulfate, postharvest dipping

Cite this article: Moradinezhad F, Ghesmati M, Khayat M. 2019. Pre-storage calcium salts treatment maintained postharvest quality and bioactive compounds of fresh jujube fruit. *Fundamental and Applied Agriculture* 4(3): 890–897. doi: 10.5455/faa.45660

1 Introduction

Jujube (*Zizyphus jujuba* Mill) is a member of Rhamnaceae family. Jujube trees are widely grown in South Khorasan province of Iran, which is the most important production area since long ago (Zeraatgar et al., 2017). Jujube is rich in vitamins and bioactive sub-

stances, such as flavonoids that have a pharmacological impact on human health, and hence, it has been consumed as one of the herbal medicines for many years in Asia, China and Middle-East (Chen et al., 2017). However, fresh jujube fruit has a short shelf life about 3 days at ambient temperature, characterized by flesh browning, shrinkage and reduced eating

quality (Moradinezhad et al., 2018). Fresh jujubes rot easily and lose water during transportation and storage because of respiration and other physiological actions (Wang et al., 2011).

The importance of calcium in different stages of fruit maturation and ripening is well established (Poovaiah, 1986). Calcium has been applied at pre- and postharvest stages to delay ripening and to prevent physiological disorders of various fruits because the immobility of calcium in plant tissues has been proved (Cheour et al., 1990). Therefore, foliar application of calcium salts is the most effective way to increase the calcium content in the fruit. Although preharvest calcium accumulation reaches levels that inhibit visual deficiency symptoms in fruits, postharvest application frequently has beneficial effect such as shelf life extension (Park and Kim, 2016). Calcium plays an important role in the cell wall stability. It is well known that calcium deficiency leads to increased respiration and ultimately reduces the shelf life of fruits. However, developing an acceptable method of successfully increasing calcium in fruit is a continuing challenge (Conway et al., 2002). Therefore, methods that can help to increase fruit calcium faster and effectively can improve the quality and increase the shelf life (Salem and El Koreiby, 1991).

Several studies show the positive effects of postharvest calcium treatments on various fruits (Biggs et al., 1997; Moradinezhad and Jahani, 2016, 2017). In addition, recent studies on jujube show that preharvest calcium chloride and calcium nitrate treatments significantly affected fruit qualitative and quantitative properties (Zeraatgar et al., 2017). However, few studies have compared the effects of postharvest dipping in various calcium salts on quality attributes such as changes of fresh Chinese jujube after refrigerated storage (Taain, 2011). Therefore, the objective of this study was to compare the effects of the postharvest application of calcium chloride (CaCl_2), calcium nitrate ($\text{Ca}(\text{NO}_3)_2$), and calcium sulfate (CaSO_4) on physico-chemical and sensory quality attributes of fresh jujube fruit grown in South Khorasan province, Birjand, Iran during refrigerated storage.

2 Materials and Methods

2.1 Plant material and treatments

Fresh jujube fruits at crisp mature (whitish red) stage were picked from a local commercial jujube orchard early in August in Birjand, Iran (Moradinezhad et al., 2016). Postharvest fruit dipping in calcium salts (Merck, Germany) was investigated using a completely randomized design with four replications at the University of Birjand, Iran. Treatments were distilled water (as control), CaCl_2 , $\text{Ca}(\text{NO}_3)_2$ and CaSO_4 at 0.5 and 1% (w/v) concentrations. Uniform fruits

free from defect were selected in terms of size and color. The fruits were then dipped in calcium salts solutions for 5 min at room temperature, air-dried, packed in Nano plastic bags (Deco, Italy) (250 g bag⁻¹ as replicate) and stored at 4 ± 1 °C, with 85% relative humidity (RH). The physico-chemical and sensory quality attributes of fresh fruit were evaluated after 50 d of cold storage.

2.2 Measurement of physico-chemical attributes

Weight loss To measure the weight loss, the packages (fruits plus nano pack) were weighed initially and at the end of the storage time, the weight loss percentage was calculated using the following equation:

$$WL (\%) = \frac{W_I - W_F}{W_I} \times 100 \quad (1)$$

where WL (%) = weight loss (%), W_I = initial weight (g), and W_F = final weight (g).

Firmness The fruit firmness was measured by a fruit hardness tester (FHT 200, Extech Co., USA) with a tip of 2 mm, and expressed in terms of $N \text{ cm}^{-2}$.

Decay Decay was determined by the following equation as suggested by Taain (2011):

$$\text{Decay} (\%) = \frac{F_d}{F_T} \quad (2)$$

where, F_d = number of deteriorated fruits pack⁻¹, and F_T = number of deteriorated fruits pack⁻¹.

Shrinkage In order to evaluate the shrinkages of the fruit, a five-point hedonic test was performed, as a score of 1: healthy fruits, 2: little, 3: low, 4: moderate, and 5 for high shrinkages of the fruit.

pH and total soluble solids content The pH was determined using a digital pH meter. The total soluble solids (TSS) of fruit juice was measured at room temperature (20 °C) using a hand-held refractometer (RF10, 0-32%, Brix, Extech Co., USA). The TSS was expressed as a percentage.

Determination of ascorbic acid (vitamin C) The amount of ascorbic acid was measured by titration of 2 and 6-dichlorophenol-indophenol. The juice was titrated with sodium 2-6-D-chlorophenol-Indophenol standard until the color of the juice of the pink juice remained low (which remained about 30 sec). The ascorbic acid content of the sample was determined according to Park and Kim (2016) method.

Determination of total phenol The total phenol contents were determined in the flesh of jujube fruits by the Folin–Ciocalteu method as described by Bahloul et al. (2009). 1 mL of the supernatant was added into a solution of 1 mL 50% (*v/v*) Folin–Ciocalteu reagent solution and 2 mL saturated Na_2CO_3 solution. The mixture was left at room temperature for 30 min. The absorbance was then measured at 750 nm using spectrophotometer (Unico 2100, China). The total phenolic content was expressed as μg gallic acid (GA) g^{-1} fresh weight.

2.3 Organoleptic evaluation

Sensorial quality for acceptability of the fruit was evaluated by a panel of eight trained subjects according to Moradinezhad et al. (2018) method with slight modifications. The evaluation was scored on a scale of 1–5, where a score of 5 indicated the fruit was very good (evident harvest freshness, and absence of off-flavor), and a score of 1 was considered a very bad degree (complete dislike, brown flesh colour with low juiciness). A score of 2.5 (like moderate with retention of freshness and crispness of flesh) and above was considered acceptable for marketing.

2.4 Data analysis

The statistical analysis of the obtained data was done using the Genstat program (Version 12.1, VSN, International, Ltd., UK, 2009) and the means comparison were investigated by the least significant difference (LSD) test.

3 Results and Discussion

The quality of harvested fresh jujube fruits were evaluated during cold storage at 10 d intervals in our previous study (Moradinezhad et al., 2018) and there was no significant reduction from the overall acceptability aspect of control fruits during 40 d of storage. Therefore, in the present study the physico-chemical and sensory quality attributes of fresh fruit were evaluated and reported after 50 d of cold storage in order to assess the quality traits of control and calcium salts treated jujube fruits which were stored for longer period.

3.1 Fruit weight loss

The results of the analysis of variance indicate that weight loss was not influenced by the postharvest calcium dips.

3.2 Firmness

Immersion of jujube fruits in different concentrations of calcium salts had a significant effect on the firm-

ness of the fruit tissue at 1% level (Fig. 1a). The highest firmness was in treated-fruit with 1% CaCl_2 and the lowest was recorded in 0.5% CaCl_2 and control treatments, whereas no differences were observed among $\text{Ca}(\text{NO}_3)_2$ and CaSO_4 treatments. After 15 d of storage, postharvest application of 1% CaCl_2 in jujube fruit maintained the tissue firmness compared to control (Li et al., 2011), which is consistent with the results of this research. Calcium plays a structural role in the cell wall by cross-bridging esterified pectin chains that increase cell wall strength and tissue firmness (Quiles et al., 2007; Alandes et al., 2009). Thus, the role of calcium in maintaining flesh firmness depends on the levels of calcium and pectins in the cell wall (Quiles et al., 2007; Alandes et al., 2009).

Higher levels of calcium can result in higher calcium bound to pectin carboxyl groups and higher fruit firmness (Conway et al., 1995). Gupta et al. (2010) reported that the firmness of peach fruit tissue decreases during storage, but in fruits treated with 1% CaCl_2 firmness was much higher than the other treatments until the end of storage time. The pectates in the cell wall of the high plants are degraded by the polygalacturonase enzyme. High concentrations of calcium significantly reduce enzyme activity and the degradation (Cheour et al., 1991), as well as increased tissue calcium concentrations, reduce the respiration rate of the tissues, which leads to a decrease in the production of ethylene in the tissue and decreases the rate of fruit ripening.

3.3 Fruit decay

All calcium treatments had a significant effect on the percentage of fruit decay (Fig. 1b). Among different treatments, CaCl_2 had the highest effect on reducing decay percentage. However, there was no significant difference between 0.5 and 1% concentrations in each calcium salt. Taain (2011) reported that 4% CaCl_2 and $\text{Ca}(\text{NO}_3)_2$ treatments decreased decay percentage of jujube fruit (*Ziziphus mauritiana*) cv. Tufahi during cold storage due to pathogenic fungi compared to the control. Conway and Sams (1985) showed that the application of postharvest calcium decreased the decay of apples due to higher tissue firmness. They also stated that calcium induces resistance to pathogenic fungi and prevents the activation of the softening enzymes in the cell wall. Fungal pathogens are located on the cell wall. The existence of adequate calcium in the cell wall causes the cell wall has a stronger strength that prevents the activity of the pectin solubilizing enzymes and slows down the elongation of the fungal hyphae that led to lower decay (Amiri et al., 2009). Postharvest calcium salts treatments have been shown to markedly stimulate calcium-dependent protein kinases (CDPKs) activity in hypodermal-mesocarp plasma membranes at harvest and during handling and storage (Lester et al.,

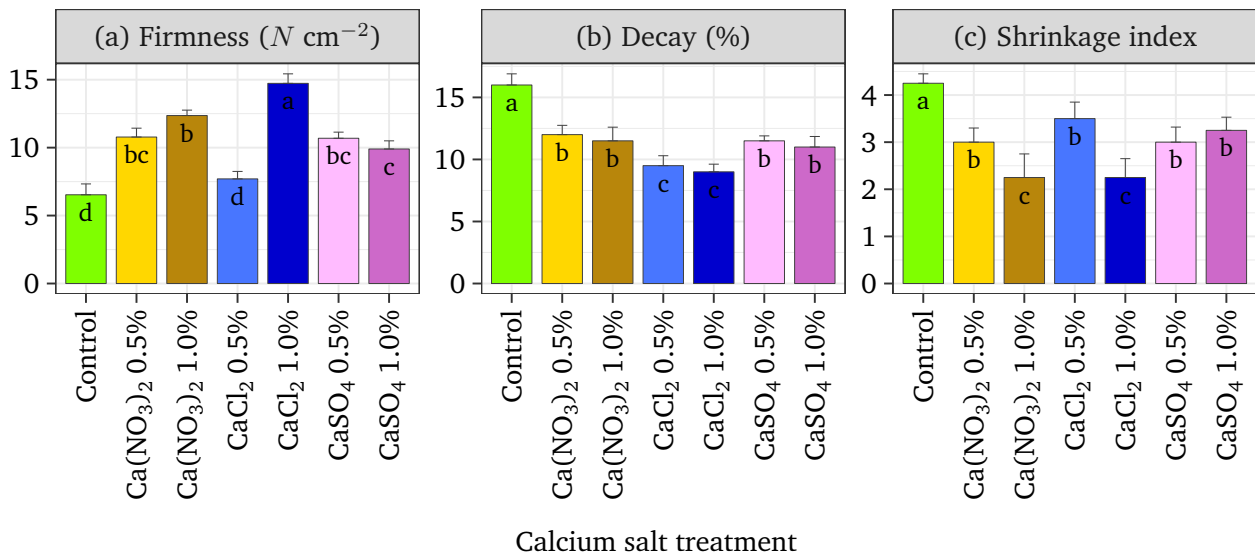


Figure 1. Effect of postharvest calcium salts treatment on (a) firmness, (b) decay, and (c) shrinkage index of fresh jujube fruit after 50 d of cold storage

1998), suggesting that calcium can stimulate CDPK activity, maintaining proper defense responses and reducing tissue susceptibility to pathogens during ripening and senescence.

3.4 Fruit shrinkage

Different levels of calcium salts significantly reduced the amount of fruit shrinkage (Fig. 1c) compared to the control. The highest shrinkage observed in the control fruits and the lowest obtained in fruits immersed at 1% CaCl₂ and Ca(NO₃)₂ treatments. Guava fruits immersed in 2% CaCl₂ for 5 min had less shrinkage than control fruit (Jagadeesh and Rokhade, 1998). Postharvest calcium dipping also reduces shrinkage and prevents water loss in peach fruit (Manganaris et al., 2007). These findings were in agreement with the results of the current study.

3.5 pH and total soluble solids content

The effect of different levels of calcium salts on the pH of the fruit was not significant whereas the TSS significantly affected by postharvest calcium salts treatment. The highest total soluble solids (TSS) and the lowest were found in control and 1% CaCl₂ treated-fruit, respectively (Fig. 2a). An increment at the concentration of applied calcium salts, the TSS decreases. Li et al. (2011) reported that CaCl₂ treatment did not affect TSS in control, although it was higher in control, which is consistent with our results. Moradinezhad et al. (2013) stated that the TSS of control in pomegranate fruits was higher than calcium treated-fruit. It has also been shown that as storage time of fruits increases the concentration of soluble solids raised. Some of the works have been reported

the TSS reduction in tomato (Paliyath et al., 2009) and peach (Aguayo et al., 2006) as a result of CaCl₂ dips. Reductions in SSC in CaCl₂ treated fruits may be due to decreased respiration and metabolism in the fruit tissue (Pila et al., 2010).

3.6 Ascorbic acid (Vitamin C)

Results showed that the vitamin C content of jujube fruit significantly was higher in both CaCl₂, Ca(NO₃)₂ and CaSO₄ at 1% concentrations compared to control after storage period (Fig. 2b). It can be seen that calcium salts application has prevented the reduction of vitamin C during storage. The increasing value of ascorbic acid content in calcium-treated jujube fruit might be because higher concentrations of calcium delayed the rapid oxidation of ascorbic acid and/or due to continuing biosynthesis of ascorbic acid as a result of damages caused by calcium salts treatments, particularly in 1% concentration (Poovaiah, 1986).

Vitamin C is not only a quality evaluation indicator pervasively used, but also an essential nutrient for the demand of human being (Gao et al., 2013). Wang et al. (2014) reported that the vitamin C content of calcium treated sweet cherry fruits was higher at the end of the shelf life compared to the control fruits. It was also shown that postharvest application of Ca(NO₃)₂ caused strawberry fruits to have the highest maintenance of vitamin C compared to the control (Shafiee et al., 2010). Vitamin C is an important nutritional parameter in fruits and vegetables. Generally, there is a progressive loss of vitamin C with time and storage temperature (Kårlund et al., 2014). During handling and storage of harvested fruits and vegetables, they degrade and hydrolyze the oxidase enzymes results in vitamin C reduction (Singh et al., 2007).

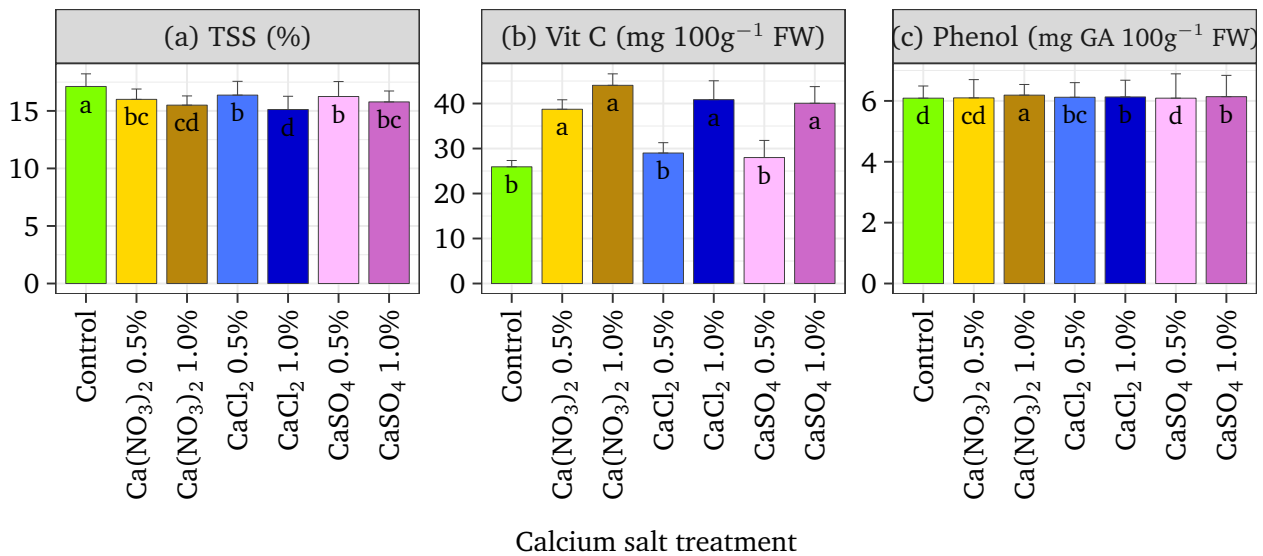


Figure 2. Effect of postharvest calcium salts treatment on (a) total soluble solids (TSS), (b) vitamin C, and (c) total phenol contents of fresh jujube fruit after 50 d of cold storage

3.7 Total phenolic content

Jujube fruits have higher phenolic content than other fruits known for their high phenolic content, such as apple, cherries, and red grape (Gao et al., 2013). Interestingly, in the present study, total phenol content of fruit was influenced by calcium salts treatments and the highest total phenol content was obtained in treated fruits with 1% Ca(NO₃)₂ and the lowest was found in control fruits, however, there was no significant difference between CaCl₂ and CaSO₄ treatments at a concentration of 0.5% (Fig. 2c). Studies on strawberry fruit indicated that postharvest calcium application had a positive effect on the phenolic content (Xu et al., 2014). Turmanidze et al. (2016) also reported that treatment of raspberry, blackberry, and strawberry fruits with 1 or 2% CaCl₂ had a positive effect on retaining polyphenols during the storage period. This is likely because the addition of CaCl₂ to fruits strengthened the cell wall and minimized leaching of water-soluble compounds such as polyphenols. CaCl₂ treatment also decreases polyphenol oxidase (PPO) activity (Tomás-Barberán et al., 1997) and by such way prevents polyphenols oxidation. In addition, calcium prevents the senescence stress condition by maintaining the membrane's strength, resulting in the presence of calcium in the membrane and cell wall, retaining cellular strength and consequently the loss of phenolic compounds is delayed (Lester and Grusak, 1999).

3.8 Overall acceptability

Dipping jujube on different calcium salts had a significant effect on the acceptability of fruit samples (Fig. 3).

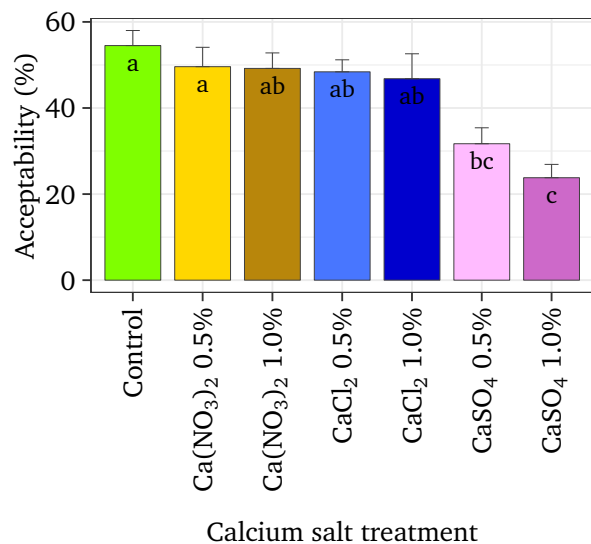


Figure 3. Effect of postharvest calcium salts treatment on the overall acceptability of fresh jujube fruit after 50 d of cold storage

Treated fruit CaSO₄ significantly reduced the overall sensory assessment of fruits in terms of eating quality and taste acceptability as the lowest score awarded by the panelists to the bitter taste. However, CaCl₂ and Ca(NO₃)₂ treatments had no negative effect on fruit acceptability and overall sensory quality evaluation. Moradinezhad et al. (2016) observed that apricot fruits treated with 2% CaCl₂ had better taste compared to the control samples. Phanumong et al. (2016) also reported that CaCl₂ treatment was the best salt to maintain the eating quality and texture of litchi arils than calcium propionate and calcium lactate.

4 Conclusions

Postharvest calcium salts application preserved the bioactive compounds, quality and retain the overall quality of jujube fruit, especially at a concentration of 1%. However, CaSO₄ reduced the fruit acceptability compared to CaCl₂ and Ca(NO₃)₂ treatments. Interestingly, calcium salts treatments not only reduced the percentage of decay and the amount of fruit shrinkage but also increased firmness and TSS content during storage. Preserving vitamin C and total phenol content during storage is important because it protects the fruit against free radicals produced due to senescence and stress lead to increase the fruit shelf life. The study suggests that postharvest CaCl₂ and Ca(NO₃)₂ application can be used effectively to maintain quality and preserve the bioactive compounds of fresh jujube fruit during cold storage.

Conflict of Interest

The authors declare that there is no conflict of interests regarding the publication of this paper.

References

- Aguayo E, Jansasithorn R, Kader A. 2006. Combined effects of 1-methylcyclopropene, calcium chloride dip, and/or atmospheric modification on quality changes in fresh-cut strawberries. *Postharvest Biology and Technology* 40:269–278. doi: 10.1016/j.postharvbio.2006.01.016.
- Alandes L, Pérez-Munuera I, Llorca E, Quiles A, Herando I. 2009. Use of calcium lactate to improve structure of 'flor de invierno' fresh-cut pears. *Postharvest Biology and Technology* 53:145–151. doi: 10.1016/j.postharvbio.2009.03.006.
- Amiri EM, Fallahi E, Safari G. 2009. Effects of preharvest calcium sprays on yield, quality and mineral nutrient concentrations of 'Asgari' table grape. *International Journal of Fruit Science* 9:294–304. doi: 10.1080/15538360903241377.
- Bahloul N, Boudhrioua N, Kouhila M, Kechaou N. 2009. Effect of convective solar drying on colour, total phenols and radical scavenging activity of olive leaves (*Olea europaea* l.). *International Journal of Food Science & Technology* 44:2561–2567. doi: 10.1111/j.1365-2621.2009.02084.x.
- Biggs AR, El-Kholi MM, El-Neshawy S, Nickerson R. 1997. Effects of calcium salts on growth, polygalacturonase activity, and infection of peach fruit by *Monilinia fructicola*. *Plant Disease* 81:399–403. doi: 10.1094/pdis.1997.81.4.399.
- Chen J, Liu X, Li Z, Qi A, Yao P, Zhou Z, Dong TTX, Tsim KWK. 2017. A review of dietary *Ziziphus jujuba* fruit (Jujube): Developing health food supplements for brain protection. *Evidence-Based Complementary and Alternative Medicine* 2017:1–10. doi: 10.1155/2017/3019568.
- Cheour F, Willemot C, Arul J, Desjardins Y, Makhlof J, Charest P, Gosselin A. 1990. Foliar application of calcium chloride delays postharvest ripening of strawberry. *Journal of the American Society for Horticultural Science* 115:789–792. doi: 10.21273/jashs.115.5.789.
- Cheour F, Willemot C, Arul J, Makhlof J, Desjardins Y. 1991. Postharvest response of two strawberry cultivars to foliar application of CaCl₂. *HortScience* 26:1186–1188.
- Conway W, Sams C, Hickey K. 2002. Pre-and postharvest calcium treatment of apple fruit and its effect on quality. *Acta Horticulturae* :413–419doi: 10.17660/actahortic.2002.594.53.
- Conway W, Sams C, Watada A. 1995. Relationship between total and cell wall bound calcium in apples following postharvest pressure infiltration of calcium chloride. *Acta Horticulturae* :31–40doi: 10.17660/actahortic.1995.398.3.
- Conway WS, Sams CE. 1985. Influence of fruit maturity on the effect of postharvest calcium treatment on decay of Golden Delicious apples. *Plant disease* (USA).
- Gao QH, Wu CS, Wang M. 2013. The jujube (*Ziziphus Jujuba* Mill.) fruit: A review of current knowledge of fruit composition and health benefits. *Journal of Agricultural and Food Chemistry* 61:3351–3363. doi: 10.1021/jf4007032.
- Gupta N, Jawandha SK, Gill PS. 2010. Effect of calcium on cold storage and post-storage quality of peach. *Journal of Food Science and Technology* 48:225–229. doi: 10.1007/s13197-010-0116-z.
- Jagadeesh SL, Rokhade AK. 1998. Effect of postharvest treatments on keeping quality of guava (*Psidium guajava* L.) fruits cv. Sardar-1. *Karnataka Journal of Agriculture Science* 11:1003–1008.
- Kårlund A, Moor U, Sandell M, Karjalainen R. 2014. The impact of harvesting, storage and processing factors on health-promoting phytochemicals in berries and fruits. *Processes* 2:596–624. doi: 10.3390/pr2030596.
- Lester GE, Baizabal-Aguirre VM, de la Vara LEG, Michalke W. 1998. Calcium-stimulated protein kinase activity of the hypodermal-mesocarp

- plasma membrane from preharvest-mature and postharvest muskmelon. *Journal of Agricultural and Food Chemistry* 46:1242–1246. doi: [10.1021/jf970772n](https://doi.org/10.1021/jf970772n).
- Lester GE, Grusak MA. 1999. Postharvest application of calcium and magnesium to honeydew and netted muskmelons: Effects on tissue ion concentrations, quality, and senescence. *Journal of the American Society for Horticultural Science* 124:545–552. doi: [10.21273/jashs.124.5.545](https://doi.org/10.21273/jashs.124.5.545).
- Li L, Ban Z, Li X, Xue T. 2011. Effect of 1-methylcyclopropene and calcium chloride treatments on quality maintenance of 'Lingwu Long' jujube fruit. *Journal of Food Science and Technology* 51:700–707. doi: [10.1007/s13197-011-0545-3](https://doi.org/10.1007/s13197-011-0545-3).
- Manganaris G, Vasilakakis M, Diamantidis G, Mignani I. 2007. The effect of postharvest calcium application on tissue calcium concentration, quality attributes, incidence of flesh browning and cell wall physicochemical aspects of peach fruits. *Food Chemistry* 100:1385–1392. doi: [10.1016/j.foodchem.2005.11.036](https://doi.org/10.1016/j.foodchem.2005.11.036).
- Moradinezhad F, Jahani M. 2016. Quality improvement and shelf life extension of fresh apricot (*Prunus armeniaca* cv. Shahroudi) using postharvest chemical treatments and packaging during cold storage. *International Journal of Horticultural Science and Technology* 3:9–18. doi: [10.22059/ijhst.2016.58156](https://doi.org/10.22059/ijhst.2016.58156).
- Moradinezhad F, Jahani M. 2017. Postharvest technologies for improving the quality of fresh apricot, Enhancement of fruit quality and shelf life extension. LAP Lambert Academic Publishing.
- Moradinezhad F, Khayyat M, Saeb H. 2013. Combination effects of postharvest treatments and modified atmosphere packaging on shelf life and quality of Iranian pomegranate fruit cv. Sheshikab. *International Journal of Postharvest Technology and Innovation* 3:244–256. doi: [10.1504/ijpti.2013.059286](https://doi.org/10.1504/ijpti.2013.059286).
- Moradinezhad F, Naeimi A, Farhangfar H. 2018. Influence of edible coatings on postharvest quality of fresh Chinese jujube fruits during refrigerated storage. *Journal of Horticulture and Postharvest Research* 1:1–14. doi: [10.22077/jhpr.2018.1119.1002](https://doi.org/10.22077/jhpr.2018.1119.1002).
- Moradinezhad F, Setayesh F, Mahmoodi S, Khayyat M. 2016. Physicochemical properties and nutritional value of jujube (*Ziziphus jujuba* Mill.) fruit at different maturity and ripening stages. *International Journal of Horticultural Science and Technology* 3:43–50. doi: [10.22059/ijhst.2016.58160](https://doi.org/10.22059/ijhst.2016.58160).
- Paliyath G, Murr DP, Handa AK, Lurie S. 2009. *Postharvest Biology and Technology of Fruits, Vegetables, and Flowers*. John Wiley & Sons.
- Park Y, Kim J. 2016. Antioxidant activity, total phenolics, vitamin C and sugar content during fruit ripening of five different jujube cultivars. *Korean Journal of Plant Resources* 29:539–546.
- Phanumong P, Sangsuwan J, Kim SM, Rattanapanone N. 2016. The improvement of texture and quality of minimally processed litchi fruit using various calcium salts. *Journal of Food Processing and Preservation* 40:1297–1308. doi: [10.1111/jfpp.12715](https://doi.org/10.1111/jfpp.12715).
- Pila N, Gol NB, Rao TR. 2010. Effect of post harvest treatments on physicochemical characteristics and shelf life of tomato (*Lycopersicon esculentum* Mill.) fruits during storage. *Journal of Agricultural and Environmental Sciences* 9:470–479.
- Poovaiah BW. 1986. Role of calcium in prolonging storage life of fruits and vegetables. *Food Technology* 40:86–89.
- Quiles A, Hernando I, Pérez-Munuera I, Lluch MÁ. 2007. Effect of calcium propionate on the microstructure and pectin methylesterase activity in the parenchyma of fresh-cut Fuji apples. *Journal of the Science of Food and Agriculture* 87:511–519. doi: [10.1002/jsfa.2749](https://doi.org/10.1002/jsfa.2749).
- Salem A, El Koreiby A. 1991. Effect of preharvest sprays of calcium chloride and storage temperatures on quality and decay percentage of grapefruit. *Bulletin of Faculty of Agriculture, University of Cairo* 42:1285–1298.
- Shafiee M, Taghavi T, Babalar M. 2010. Addition of salicylic acid to nutrient solution combined with postharvest treatments (hot water, salicylic acid, and calcium dipping) improved postharvest fruit quality of strawberry. *Scientia Horticulturae* 124:40–45. doi: [10.1016/j.scienta.2009.12.004](https://doi.org/10.1016/j.scienta.2009.12.004).
- Singh R, Sharma R, Tyagi S. 2007. Pre-harvest foliar application of calcium and boron influences physiological disorders, fruit yield and quality of strawberry (*Fragaria × ananassa* Duch.). *Scientia Horticulturae* 112:215–220. doi: [10.1016/j.scienta.2006.12.019](https://doi.org/10.1016/j.scienta.2006.12.019).
- Taain DA. 2011. Effect of storage temperatures and postharvest calcium salts treatments on storability of jujube fruits (*Ziziphus mauritiana* Lam. CV. Tufahi). *Annals of Agricultural Science, Mosah-tohor* 49:447–453.

- Tomás-Barberán FA, Gil MI, Castañer M, Artés F, Saltveit ME. 1997. Effect of selected browning inhibitors on phenolic metabolism in stem tissue of harvested lettuce. *Journal of Agricultural and Food Chemistry* 45:583–589. doi: [10.1021/jf960478f](https://doi.org/10.1021/jf960478f).
- Turmanidze T, Gulua L, Jgenti M, Wicker L. 2016. Effect of calcium chloride treatments on quality characteristics of blackberry, raspberry and strawberry fruits after cold storage. *Turkish Journal of Agriculture - Food Science and Technology* 4:1127–1133. doi: [10.24925/turjaf.v4i12.1127-1133.907](https://doi.org/10.24925/turjaf.v4i12.1127-1133.907).
- Wang Y, Tang F, Xia J, Yu T, Wang J, Azhati R, Zheng XD. 2011. A combination of marine yeast and food additive enhances preventive effects on postharvest decay of jujubes (*Zizyphus jujuba*). *Food Chemistry* 125:835–840. doi: [10.1016/j.foodchem.2010.09.032](https://doi.org/10.1016/j.foodchem.2010.09.032).
- Wang Y, Xie X, Long LE. 2014. The effect of postharvest calcium application in hydro-cooling water on tissue calcium content, biochemical changes, and quality attributes of sweet cherry fruit. *Food Chemistry* 160:22–30. doi: [10.1016/j.foodchem.2014.03.073](https://doi.org/10.1016/j.foodchem.2014.03.073).
- Xu W, Peng H, Yang T, Whitaker B, Huang L, Sun J, Chen P. 2014. Effect of calcium on strawberry fruit flavonoid pathway gene expression and anthocyanin accumulation. *Plant Physiology and Biochemistry* 82:289–298. doi: [10.1016/j.plaphy.2014.06.015](https://doi.org/10.1016/j.plaphy.2014.06.015).
- Zeraatgar H, Davarynejad GH, Moradinezhad F, Abedi B. 2017. Effect of salicylic acid and calcium nitrate spraying on qualitative properties and storability of fresh jujube fruit (*Zizyphus jujuba* Mill.). *Notulae Botanicae Horti Agrobotanici Cluj-Napoca* 46:138–147. doi: [10.15835/nbha46110743](https://doi.org/10.15835/nbha46110743).



© 2019 by the author(s). This work is licensed under a Creative Commons Attribution-NonCommercial 4.0 International (CC BY-NC 4.0) License



The Official Journal of the
Farm to Fork Foundation
ISSN: 2518–2021 (print)
ISSN: 2415–4474 (electronic)
<http://www.f2ffoundation.org/faa>